



Town of Morris 2023 Financial Plan


What to Expect in 2023



Total Municipal Mill Rate

Mill Rate Decreases 1.065 mills
From 25.65 in 2022 to 24.585 in 2023

RRVSD Mill Rate - Drops from 12.15 to
11.851



Total Operational Spending

From \$4,174,441 to \$4,992,250
Increase of \$817,809 or 19.6%

Current Situation Assessment

2022 Portioned Assessment - \$ 94,083,630

2023 Portioned Assessment - \$103,114,730

Total Assessment Increase - 9.60%

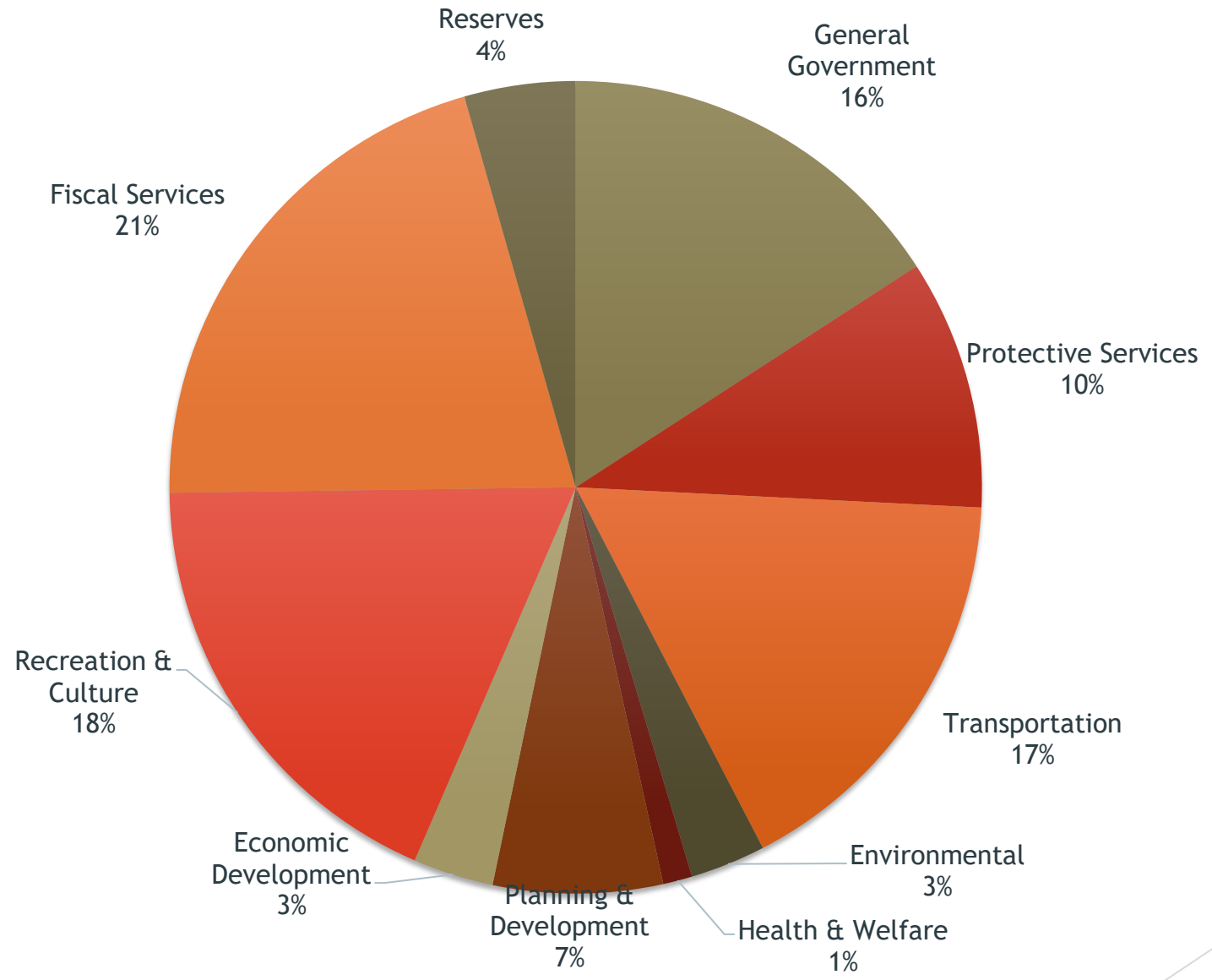
Total Share of Portioned Assessment

- ▶ Residential - 63.3%
- ▶ Farm - 0.5%
- ▶ Commercial - 33.8%
- ▶ Other - 2.4%

For 2023, the assessed values of all properties will be updated to April 1, 2021 market values, from April 1, 2018 market values. Property assessments were last updated in 2020.

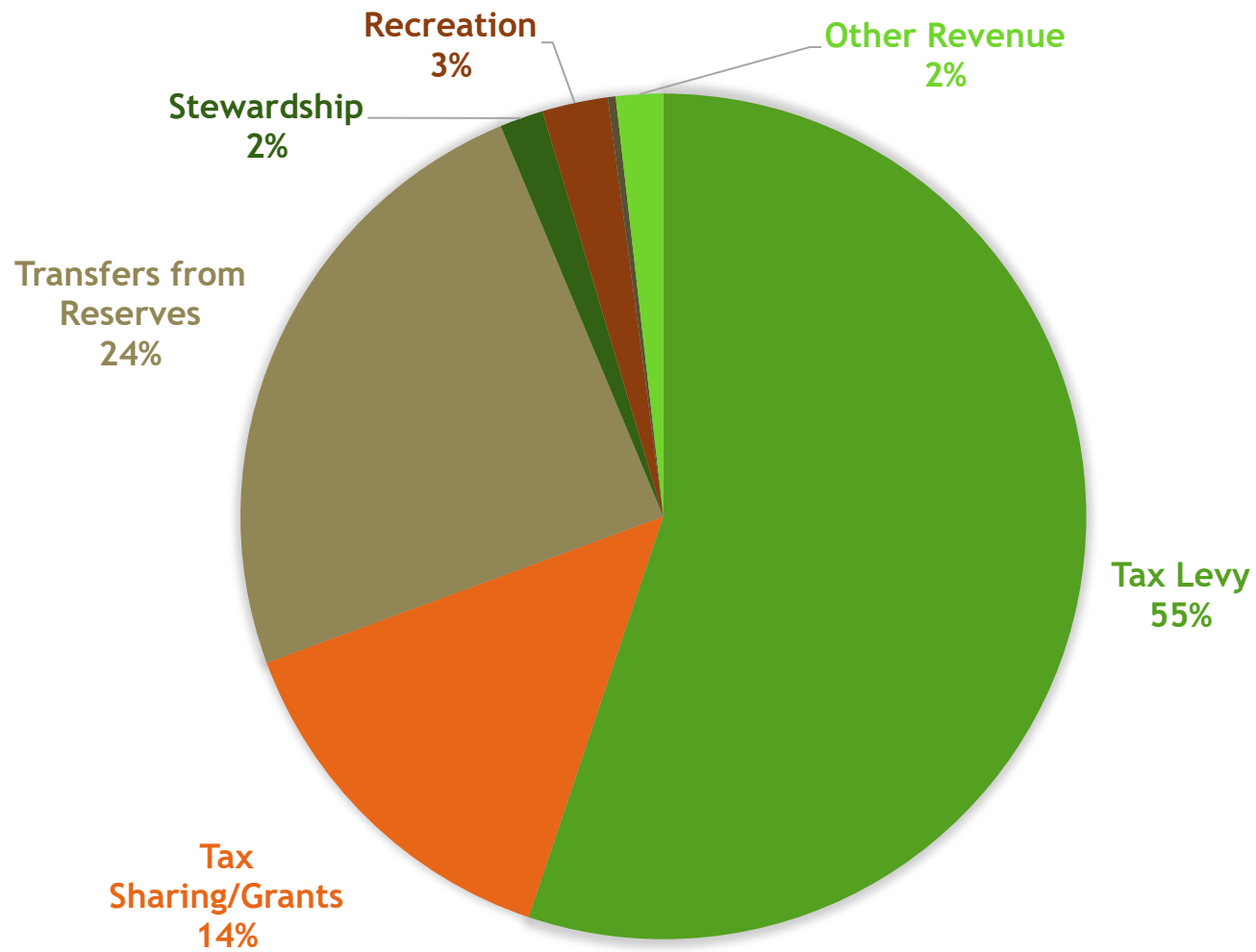
2023 Proposed Expenditures

Municipal Expenditures	2022 Budget	2023 Budget	% Change	\$ Change
General Government	765,103	790,941	3.38%	25,838
Protective Services	471,685	496,833	5.33%	25,148
Transportation Services	742,850	827,870	11.45%	85,020
Environmental Services	144,075	149,675	3.89%	5,600
Health & Welfare Services	54,696	57,984	6.01%	3,288
Planning & Development	227,947	336,778	47.74%	108,831
Economic Development	71,550	159,900	123.48%	88,350
Recreation & Culture	712,743	913,502	28.17%	200,759
Fiscal Services	767,737	1,038,100	35.22%	270,363
Transfers to Reserves	216,055	220,667	2.13%	4,612
TOTAL	4,174,441	4,992,250	19.59%	817,809



2023 Municipal Revenue

Tax Levy	2,755,894	55.16%
Tax Sharing/Grants	710,222	14.22%
Reserve Transfer - General Reserve \$554,229 - Gas Tax Reserve \$662,000	1,216,229	24.34%
Stewardship	83,329	1.67%
Recreation	125,622	2.51%
Building Permits	15,000	0.30%
Other Revenue	90,060	1.80%
TOTAL	4,996,356	

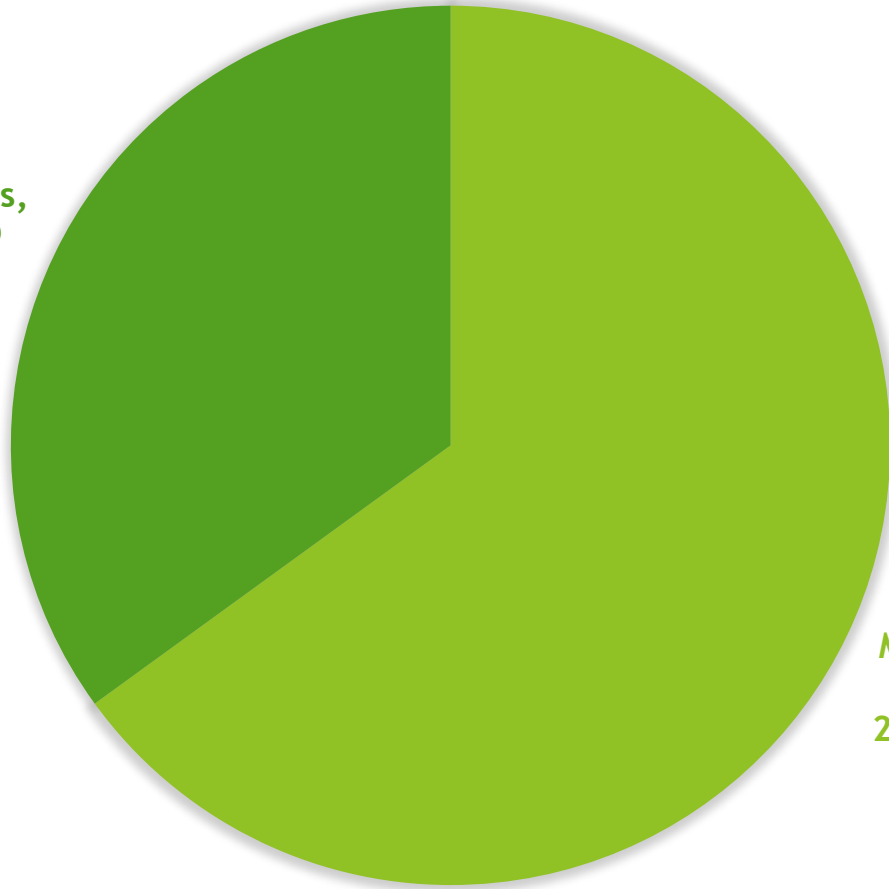


2023 Reserve Transfer Breakdown

- ▶ Gas Tax Reserve - Total \$662,000
 - ▶ Charles St West, 1st and 2nd Block - \$662,000

- ▶ General Reserve - Total \$554,229
 - ▶ Pool Liner Replacement - \$120,000
 - ▶ New Zoning & Development Plan - \$50,000
 - ▶ Marketing - \$50,000
 - ▶ M. Richards & Associates (Economic Development) - \$96,000
 - ▶ PW Equipment - \$37,024
 - ▶ Recreation Mower - \$22,000
 - ▶ Recreation ACTIVENet System - \$10,000
 - ▶ Pool Patio Bricks - \$18,000
 - ▶ Charles St West, 1st & 2nd Block - \$78,205
 - ▶ Other Infrastructure Work - \$73,000

**School Taxes,
1,483,389**

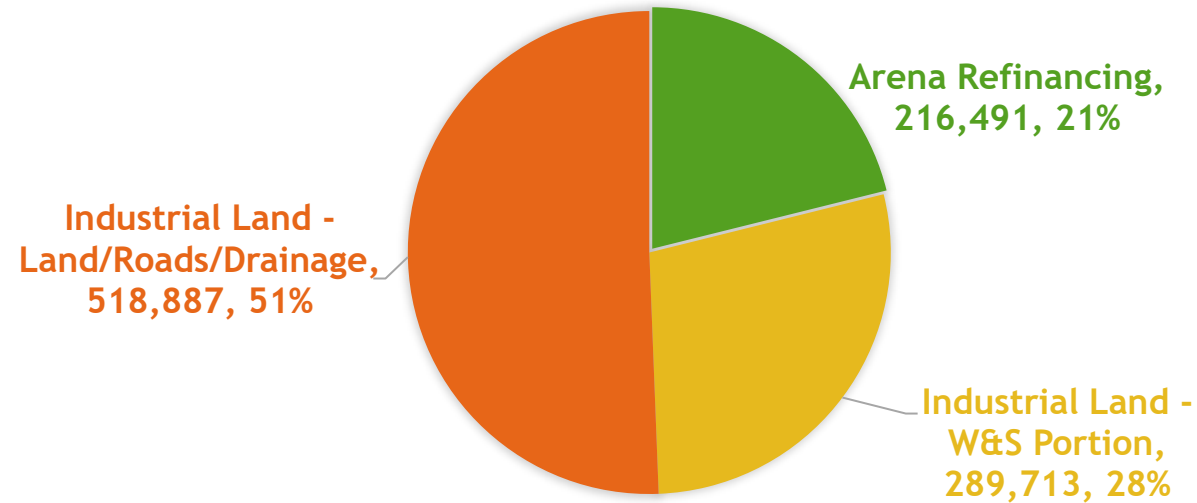


**Municipal
Taxes,
2,755,894**

5 Year Comparison

	2019	2020	2021	2022	2023
Mill Rate	28.66	26.65	25.65	25.65	24.585
Assessment (portioned)	82,870,080	88,497,840	90,913,580	94,083,630	103,114,730
Municipal Budget	3,838,079	3,683,341	4,165,252	4,174,441	4,992,250

2023 Long Term Debt Servicing



Total Outstanding Debt as of January 1, 2022

\$1,262,453

Total Outstanding Debt as of January 1, 2023

\$1,025,091

Total Outstanding Debt decreased by

\$237,362

Total Allowable Debt (per provincial regulation, 7% of assessment):

\$7,218,031

Percentage of Allowable Debt Used:

14.2%

2022 Completed Projects

- ▶ Public Works Equipment Renewal
 - ▶ 20' SeaCan - Recycling Mattresses
 - ▶ 2022 John Deere 4052M Compact Tractor
 - ▶ Sander with Spill Guard Kit
- ▶ Fire Department Equipment Renewal
 - ▶ SCBA Cylinders (4)
 - ▶ Fan POS Press Vent 18"
 - ▶ Industrial Washer
- ▶ Industrial Park - Water & Sewer
- ▶ Industrial Park - Road Grade & Surface
- ▶ Water Plant 20hp Pressure Transducer
- ▶ Main Street Christmas Lights (Phase 2)

Investing in the Future: 2023 Capital Projects

- ▶ Public Works Equipment
 - ▶ Stump Grinder
 - ▶ ATV Side x Side
 - ▶ Hitch Sprayer
- ▶ Charles St West (1st and 2nd Block)
- ▶ Pool - Replace Liner
- ▶ Day Care - Gravel Driveway/Parking Lot & Water and Sewer Lines
- ▶ Recreation - New Mower
- ▶ Water Plant Distribution Restoration

2023 Grants & Contributions

- ▶ Valley Ag Society - \$35,000
- ▶ Morris Chamber of Commerce - \$2,500
- ▶ Valley Regional Library - \$17,022
- ▶ Morris Area Senior Services - \$5,000
- ▶ Dekalb Superspiel - \$5,000
- ▶ Morris Curling Club (Deaf Curling)- \$500
- ▶ Red River Valley Food Bank - \$5,841
- ▶ Riverview Golf & Country Club - \$20,000
- ▶ Morris School Scholarships - \$600
- ▶ Pembina Valley Twisters Sponsorship - \$1,500
- ▶ Kidsport - \$300
- ▶ Red River Valley Parent Child Centre - \$3,000
- ▶ Morris Youth for Christ - \$3,500
- ▶ Morris Area Foundation - \$1,000
- ▶ Morris Museum - \$2,000
- ▶ Morris Manor - \$11,000



**THANK YOU For
Attending**

Comments and/or
Questions are
Welcome!