

The background features abstract, overlapping geometric shapes in various shades of blue, ranging from light sky blue to deep navy blue. These shapes are primarily located on the right side of the page, creating a modern, dynamic feel.

Town of Morris 2025 Financial Plan


What to Expect in 2025



Total Municipal Mill Rate

Mill Rate Decreases 3.285 mills
From 26.315 in 2024 to 23.03 in 2025
(A decrease of 12.5%)

RRVSD Mill Rate - Decreases from 12.007
to 11.320



Total Operational Spending

From \$4,800,460 to \$4,669,344
Decrease of \$131,116 or 2.7%

Current Situation Assessment

2024 Portioned Assessment - \$104,819,360

2025 Portioned Assessment - \$117,987,590

Total Assessment Increase - 12.56%

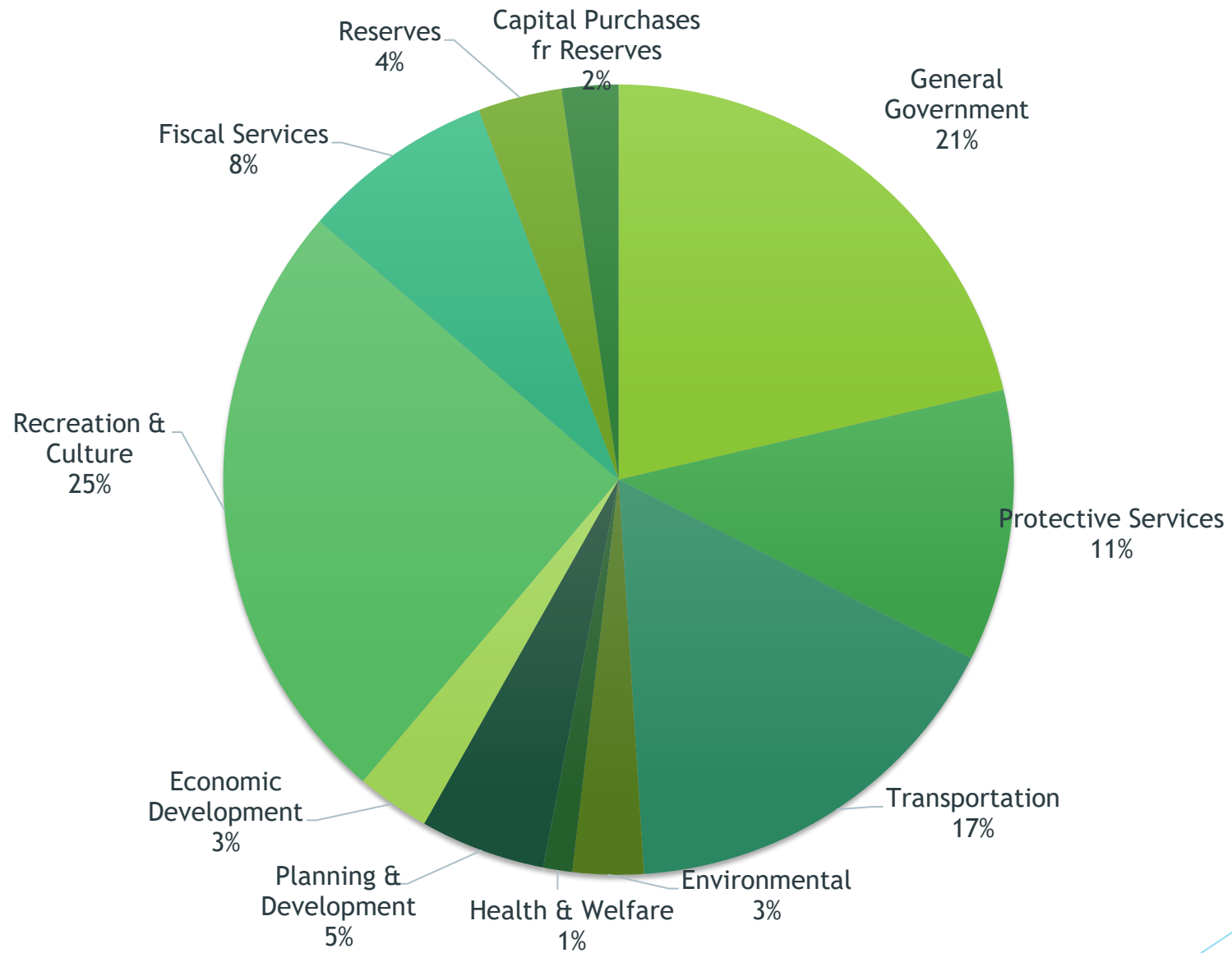
Total Share of Portioned Assessment

- ▶ Residential - 66.4%
- ▶ Farm - 0.5%
- ▶ Commercial - 30.8%
- ▶ Other - 2.3%

For 2025, the assessed values of all properties will be updated to April 1, 2023 market values from April 1, 2021 market values. Property assessments were last updated in 2023.

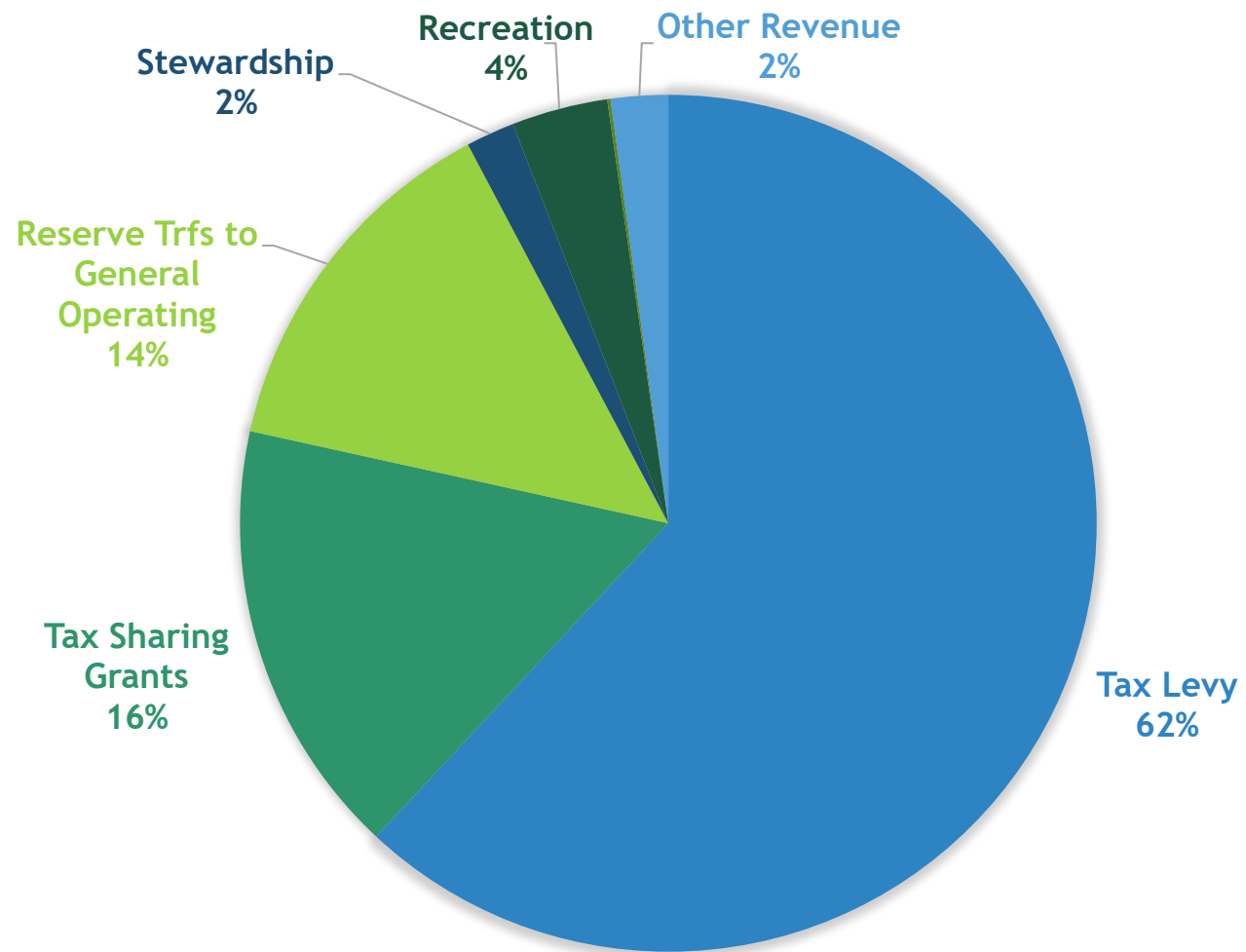
2025 Proposed Expenditures

Municipal Expenditures	2024 Budget	2025 Budget	% Change	\$ Change
General Government	892,364	1,020,673	14.38%	128,309
Protective Services	516,116	531,135	2.91%	15,019
Transportation Services	802,510	788,864	-1.70%	(13,646)
Environmental Services	150,180	138,580	-7.72%	(11,600)
Health & Welfare Services	57,984	56,984	-1.72%	(1,000)
Planning & Development	343,028	244,880	-28.61%	(98,148)
Economic Development	142,450	143,850	.98%	1,400
Recreation & Culture	988,463	1,202,157	21.62%	213,694
Fiscal Services	746,698	377,818	-49.40%	(368,880)
Transfers to Reserves	160,667	164,403	2.33%	3,736
Capital Purchases Funded by Reserves	410,042	110,471	-73.06%	(299,571)
TOTAL	5,210,502	4,779,815	-8.27%	(430,687)



2025 Municipal Revenue

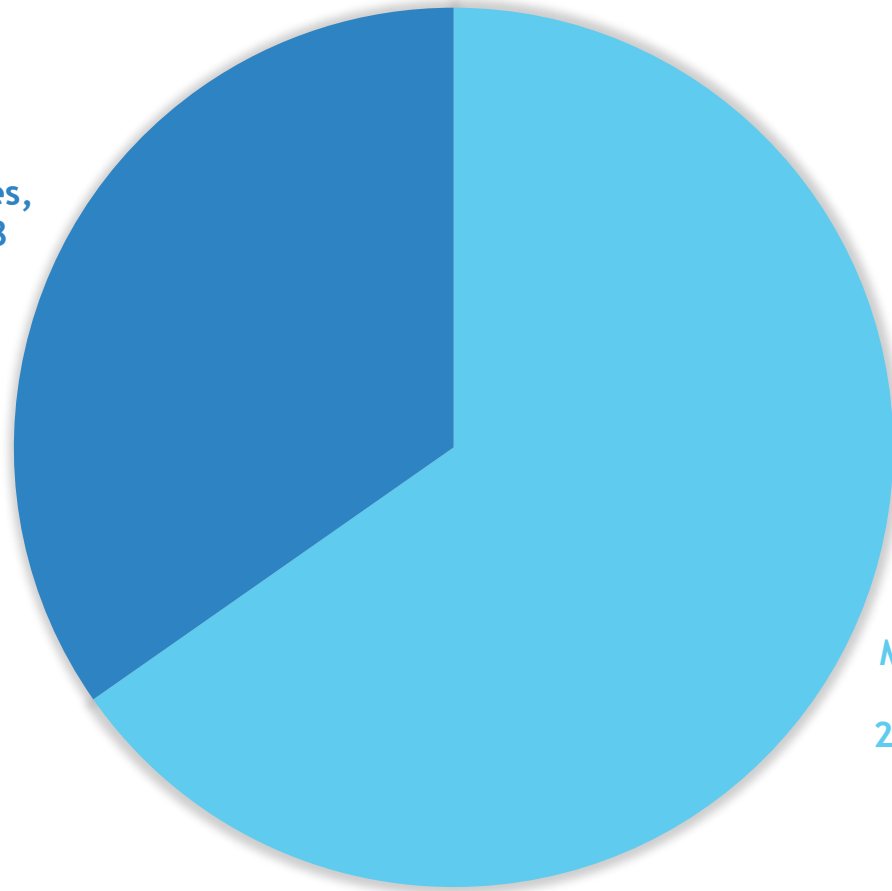
Tax Levy	2,963,172	61.95%
Tax Sharing Grants	789,463	16.50%
Reserve Transfer To General Operating - General Reserve \$543,584 - Cemetery Reserve \$6,000 - Gas Tax \$110,471	660,055	13.80%
Stewardship	87,838	1.84%
Recreation	173,583	3.63%
Building Permits	6,000	0.12%
Other Revenue	103,310	2.16%
TOTAL	4,783,421	



2025 Reserve Transfer Breakdown

- ▶ General Reserve - Total \$543,584
 - ▶ Zoning & Development Plan - \$47,000
 - ▶ M. Richards & Associates (Economic Development) - \$96,000
 - ▶ Pool Patio Bricks - \$18,000
 - ▶ Pembina Valley Water Coop Servicing Agreement - \$124,338
 - ▶ General Operating - \$258,246
- ▶ Gas Tax Reserve - Total \$110,471
 - ▶ Poplar Street - Install Rolled Curb & Gutter and 100mm of Asphalt - \$110,471
- ▶ Cemetery Reserve - \$6,000
 - ▶ New Lighting

School Taxes,
1,575,568

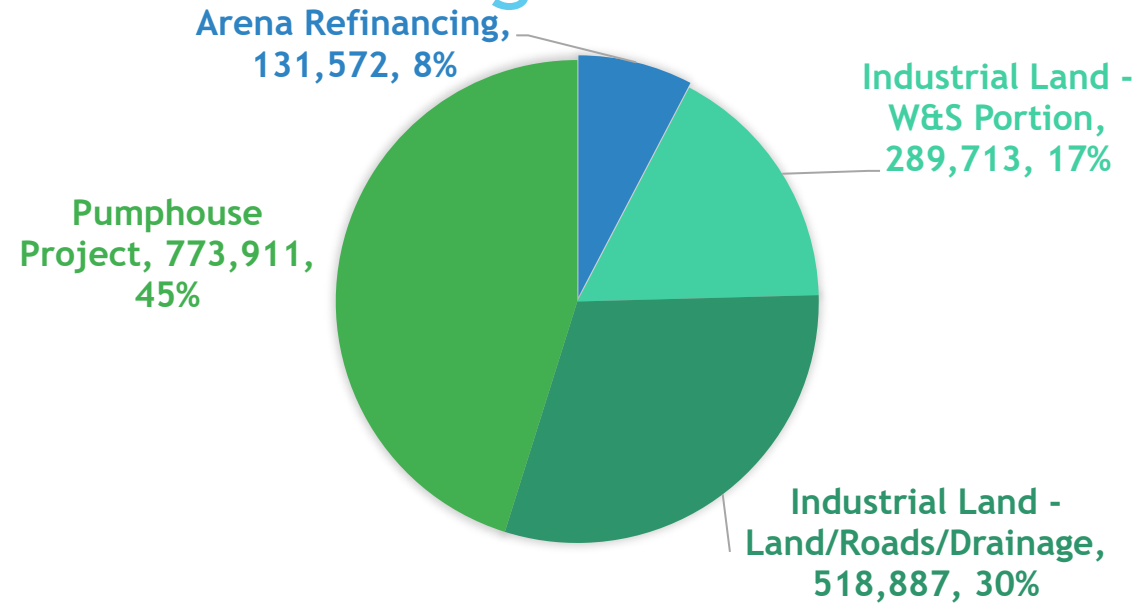


Municipal
Taxes,
2,963,172

5 Year Comparison

	2021	2022	2023	2024	2025
Mill Rate	25.65	25.65	24.585	26.315	23.030
Assessment (portioned)	90,913,580	94,083,630	103,114,730	104,819,360	117,987,590
Municipal Budget	4,165,252	4,174,441	4,992,250	4,800,460	4,779,815

2025 Long Term Debt Servicing



Total Outstanding Debt as of January 1, 2024
\$1,873,907

Total Outstanding Debt as of January 1, 2025
\$1,714,083

Total Outstanding Debt decreased by
\$159,824

Total Allowable Debt (per provincial regulation, 7% of assessment):
\$8,259,131

Percentage of Allowable Debt Used:
20.75%

2024 Completed Projects

- ▶ Public Works Equipment Renewal
 - ▶ Sidewalk Sander
 - ▶ 2021 Ford F150 Shop Truck
 - ▶ 2024 Toolcat
 - ▶ Shop Surveillance Cameras
 - ▶ GPS Equipment for Line Locates
- ▶ Fire Department
 - ▶ Turnout Gear (1 Sets)
 - ▶ SCBA Cylinders
 - ▶ Portable Radios
 - ▶ 2024 Silverado Crew Cab
 - ▶ New Furnace for Fire Hall
- ▶ Day Care Road - Asphalt Overlay & Curb, Gutters
- ▶ Wagon Trail - Asphalt Overlay
- ▶ Main Street Christmas Lights & Benches
- ▶ Recreation - Completion of Pool Project, Incl New Liner and Zero Entry
- ▶ Completion of Distribution Restoration Project

Investing in the Future: 2025 Capital Projects

- ▶ Public Works Equipment
 - ▶ Schulte Mower
 - ▶ Schulte Snowblower for Truck
 - ▶ John Deere Mower
- ▶ Fire Department
 - ▶ Fire Hall - Backup Generator
- ▶ Poplar Street - Install A-base, Rolled Curb & Gutter and 100mm of Asphalt
- ▶ Development of New Town Website

2025 Grants & Contributions

- ▶ Valley Ag Society - \$35,000
- ▶ Valley Regional Library - \$18,525
- ▶ Riverview Golf & Country Club - \$15,000
- ▶ Morris Manor - \$10,125
- ▶ Dekalb Superspiel - \$5,000
- ▶ Morris Curling Club - \$5,000
- ▶ Morris Early Learning Centre - \$5,000
- ▶ Red River Valley Food Bank - \$4,806
- ▶ Morris Youth for Christ - \$3,500
- ▶ Red River Valley Parent Child Centre - \$3,500
- ▶ Morris Area Senior Services - \$3,000
- ▶ Morris Chamber of Commerce - \$2,500
- ▶ Morris Dog Park - \$2,000
- ▶ Morris Museum - \$2,000
- ▶ Morris School Robotics - \$2,000
- ▶ Stampede Chuckwagon Sponsorship - \$750
- ▶ Morris School Scholarships - \$600
- ▶ Kidsport - \$300

2025 Residential Tax Impact

Tax difference for residential property

	Municipal Tax	School Tax
2024 Assessment - \$300,000	\$3,552.52	\$1,620.94
2025 Assessment - \$300,000	\$3,109.05	\$1,528.20
Change Municipal Tax Decrease of 12.5% School Tax Decrease of 5.7%	\$443.47	\$92.74

	Municipal Tax	School Tax
2024 Assessment - \$200,000	\$2,368.35	\$1,080.63
2025 Assessment - \$200,000	\$2,072.70	\$1,018.80
Change (Increase) Municipal Tax Decrease of 12.5% School Tax Decrease of 5.7%	\$295.65	\$61.83

For 2025, the assessed values of all properties will be updated to April 1, 2023 market values from April 1, 2021 market values. Property assessments were last updated in 2023.

2025 Commercial Tax Impact

Tax difference for commercial property

	Municipal Tax	School Taxes
2024 Assessment - \$400,000	\$6,841.90	\$5,235.10
2025 Assessment - \$400,000	\$5,987.80	\$4,793.62
Change Municipal Tax Decrease of 12.5% School Tax Decrease of 8.4%	\$854.10	\$441.48

For 2025, the assessed values of all properties will be updated to April 1, 2023 market values from April 1, 2021 market values. Property assessments were last updated in 2023.

The background features abstract, overlapping geometric shapes in various shades of blue, ranging from light sky blue to deep navy blue. These shapes are primarily located on the right side of the slide, creating a modern, dynamic feel.

THANK YOU For Attending

Comments and/or
Questions are
Welcome!